



## Activity: Knock, Knock ... Who's Under this Rock?

There are entire worlds of bugs hiding under rocks. Simply turn one over! Map and record everything you find.

1. Draw an outline of your rock on the grid to start your rock map.
2. ▶ Draw evidence that bugs and animals live under your rock.
  - ▶ Holes
  - ▶ Tunnels
  - ▶ Eggs
  - ▶ Slime
3. Draw any animals or bugs you see. Which box should they go in?
  - ▶ Insects
  - ▶ Slugs
  - ▶ Centipedes
  - ▶ Salamanders
  - ▶ Wood Lice
  - ▶ Spiders
  - ▶ Worms
  - ▶ Millipedes
4. Add labels and arrows to your rock map to identify what you found.


**Your Notes**  
(habitat, weather, location, size, etc.):

---

---

---

---

---

---

---

---


---

---

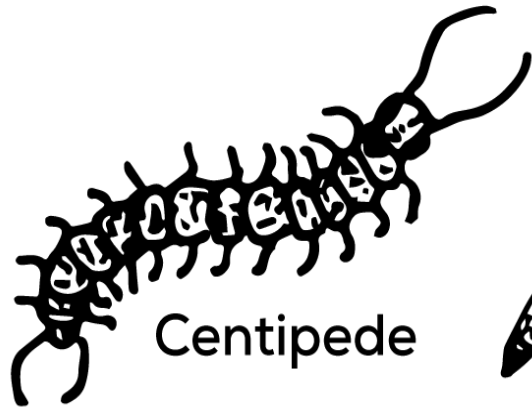
# Creepy Crawlers

## Beetle Larvae

Snail

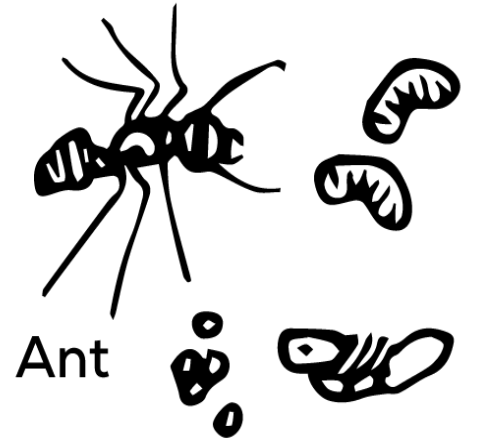
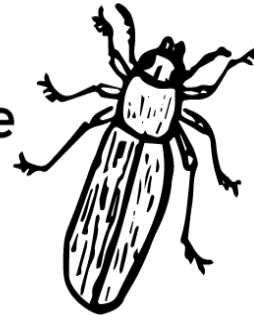


Millipede




Centipede

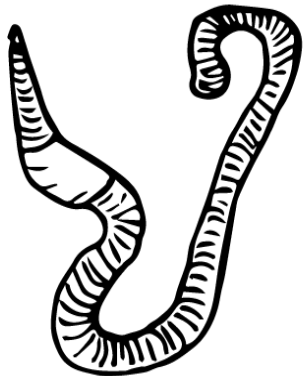
Beetle



Ant



Salamander



Earthworm



Slug

Wood Lice

